



System Performance Measures Trend Report FY 17-19


Length of Time Persons Remain Homeless

Jurisdiction	FY17	FY18	FY19	Change
Portsmouth	138	109	178	

Returns to Homelessness from Permanent Supportive Housing Within 2 Years

Jurisdiction	FY18	FY19	Change
Portsmouth	16/13%	18/15%	


Number of Homeless

Jurisdiction	FY17	FY18	FY19	Change
Portsmouth	151	135	119	

Percentage of Adults Who Increased Earned Income


Jurisdiction	FY17	FY18	FY19	Change
Portsmouth	26%	24%	24%	N/A

Percentage of Adults Who Increased Total Income


Jurisdiction	FY17	FY18	FY18	Change
Portsmouth	47%	41%	52%	

*Includes both earned income and non-employment cash

Number of Persons Who Become Homeless for the First Time

Jurisdiction	FY17	FY18	FY19	Change
Portsmouth	276	232	113	

Percent of Successful Permanent Housing Placements

Jurisdiction	FY17	FY18	FY19	Change
Portsmouth	96%	96%	98%	

*Includes both exits from and retention in Permanent Housing