




# 2021 Point in Time Count

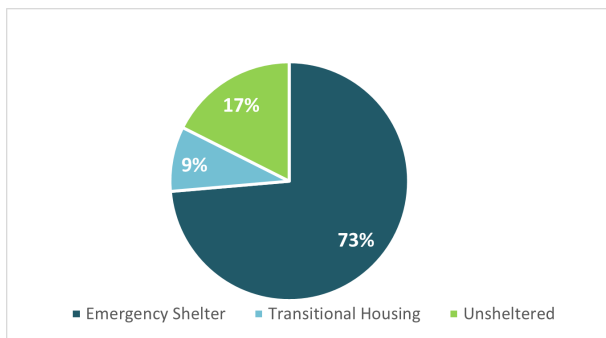


## What is the Point In Time Count?

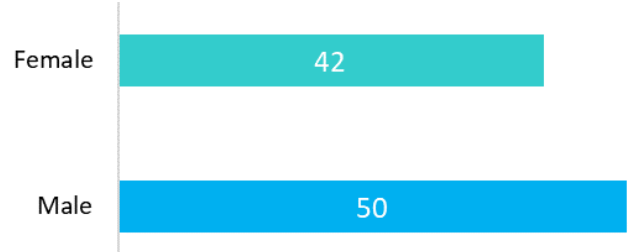
The Portsmouth Homeless Action Consortium (PHAC) conducted a Point in Time Count of sheltered and unsheltered persons experiencing homelessness on January 27-28, 2021. This 24-hour Count provides a “snapshot” of what the level of need is on a certain day. The 2021 Count identified a total of **92 persons** experiencing homelessness in Portsmouth. This is a 38% decrease from the 2020 Count of 149 persons. The transition of PARC’s Step Up to Responsibility project from Transitional Housing to Permanent Supportive Housing in 2020 is one contributing factor to the decrease. Another factor for consideration is the reduction in capacity of congregate shelters due to COVID-19 transmission risks. Households may have been doubled up in shared spaces, returned to housing with family members, or made other housing arrangements during the pandemic which may have contributed to the decrease in the number of individuals experiencing homelessness in Portsmouth. Additionally, there may be several other potential factors contributing to the decrease in the overall count, such as the snowy weather the night of the Point In Time Count, the federal eviction moratorium, the Virginia Rent Mortgage Relief Program, and the inability to safely conduct an Unsheltered count.

## 2021 highlights are below:

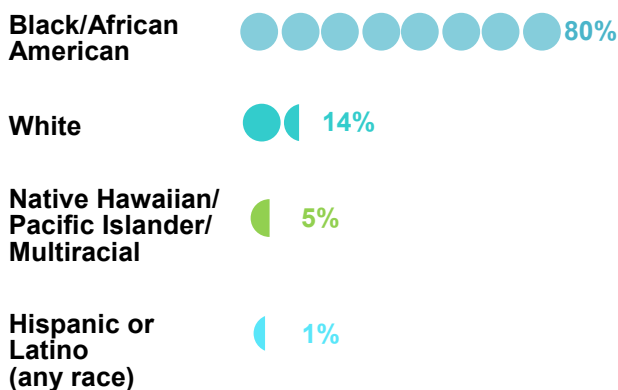
### Where people were sleeping



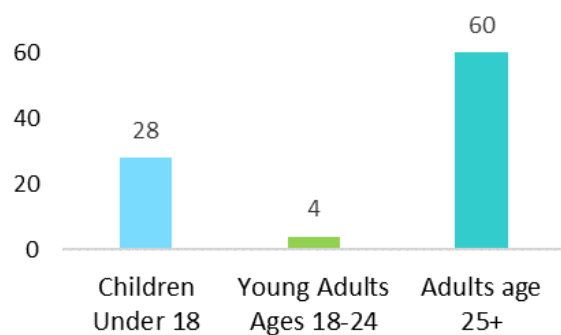
### Gender




### Race & Ethnicity



### Age



### Household Type















### Subpopulations

7 veterans  
(11% of 64 adults)

40 chronically homeless persons  
(43% of 92 persons)

14 domestic violence survivors  
(22% of 64 adults)

The following tables provide the full PHAC 2021 Point in Time Count results.

<b>Point in Time Count</b>	<b>2020 Results PHAC</b>	<b>2021 Results PHAC</b>	<b>Change: PHAC 20-21</b>
<b>Total Number of Persons</b>	<b>149</b>	<b>92</b>	
<b>Number Sheltered</b>	<b>113</b>	<b>76</b>	
<b>Number Unsheltered*</b>	<b>36</b>	<b>16</b>	
<b>Number of Adults</b>	<b>116</b>	<b>64</b>	
<b>Number of Children</b>	<b>33</b>	<b>28</b>	
<b>Number of Families**</b>	<b>17</b>	<b>14</b>	
<b>Number of Persons in Families**</b>	<b>50</b>	<b>45</b>	
<b>Number of Unsheltered Families*</b>	<b>0</b>	<b>0</b>	
<b>Number of Unsheltered Children*</b>	<b>0</b>	<b>0</b>	
<b>Number of Adult Only Households</b>	<b>98</b>	<b>47</b>	
<b>Number of Persons in Adult Only Households</b>	<b>99</b>	<b>47</b>	
<b>Number of Unsheltered Persons in Adult Only Households*</b>	<b>36</b>	<b>16</b>	
<b>Total Number of Persons in Households with only Children</b>	<b>0</b>	<b>0</b>	

\*With approval from the Federal Department of Housing and Urban Development, the Portsmouth Homeless Action Consortium did not conduct a standard Unsheltered Count and instead used HMIS data from the PATH and Virginia Supportive Housing Outreach projects to identify unsheltered persons in Portsmouth on the night of the 2021 Point In Time Count.

\*\*Number of families and persons in families includes households with at least one adult and one child.



<b>Point in Time Count</b>	<b>2020 Results PHAC</b>	<b>2021 Results PHAC</b>	<b>Change: PHAC 20-21</b>
<b>Total Number of Chronically Homeless Individuals</b>	14	40	↑
<b>Total Number of Chronically Homeless Families</b>	0	7	↑
<b>Total Number of Persons in Chronically Homeless Families</b>	0	27	↑
<b>Total Number of Veterans</b>	10	7	↓
<b>Total Number of Female Veterans</b>	0	2	↑
<b>Total Number of Parenting Youth</b>	0	2	↑
<b>Total Number of Unaccompanied Youth</b>	3	1	↓
<b>Total Number of Adults Fleeing Domestic Violence</b>	15	14	↓
<b>Total Number of Adults with a Substance Abuse Problem</b>	11	9	↓
<b>Total Number of Adults with a Serious Mental Illness</b>	23	21	↓
<b>Total Number of Adults Living with HIV/AIDS</b>	0	1	↑



## Point In Time Count Trends:

In 2021, PHAC saw the lowest Point in Time Count in 8 years. One factor that led to the decrease is from the transition of PARC's Step Up to Responsibility project from Transitional Housing to Permanent Supportive Housing.

Additionally, there may be several other potential factors contributing to the decrease in the overall count, such as the snowy weather the night of the Point In Time Count, the federal eviction moratorium, the Virginia Rent Mortgage Relief Program, the inability to safely conduct an Unsheltered count, and the requirement for congregate shelters to operate at limited capacity due to COVID-19 infection risks.

Across the country, the number of **chronically homeless** persons identified during the PIT has dramatically increased due to the a new calculation of how long people are considered homeless. WellSky updated the logic in their reports to account for "aging in to chronically homeless" for single clients. This resulted in an increase in the number of clients falling into the chronically homeless category.

In 2021 for the first time, PHAC identified chronically homeless families with children.

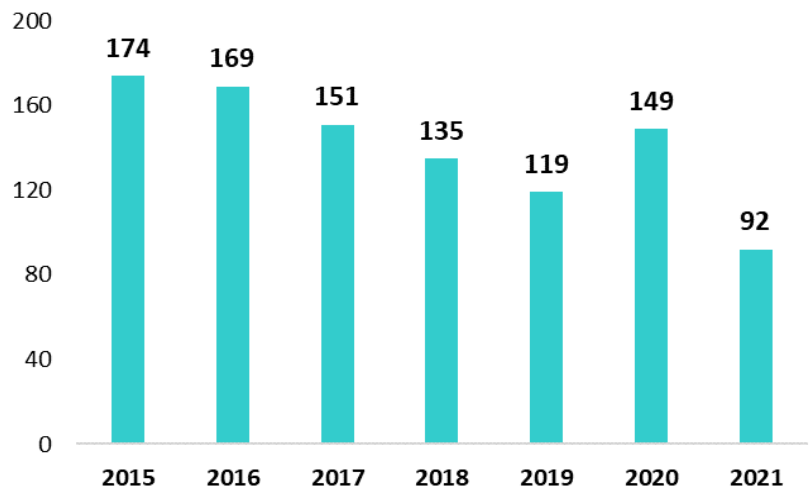
Despite annual fluctuations in the number of subpopulations counted, overall, the number of adults reporting health and wellness-related issues during the PIT has steadily decreased since 2015. The number of **domestic violence** survivors has dropped from 27 in 2015 to 14 in 2021.

Adults reporting a **serious mental illness** decreased from 47 in 2015 to 21 in 2021.

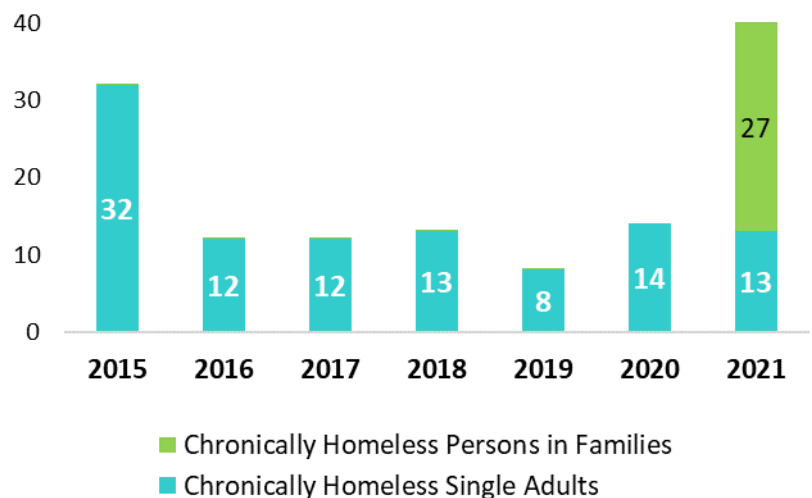
The number of persons reporting a **substance abuse problem** decreased from 31 in 2015 to 9 in 2021.

The number of adults living with **HIV/AIDS** decreased from 3 in 2015 to 1 in 2021.

Total Number Counted 2015-2021



Chronically Homeless 2015-2021



Homeless Subpopulations 2015-2021

