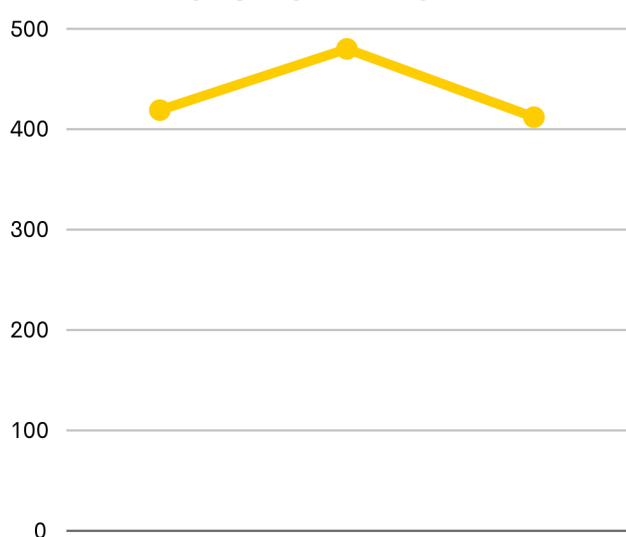


# GVPHC 2024

## Point In Time Count & Housing Inventory Count Snapshot Report

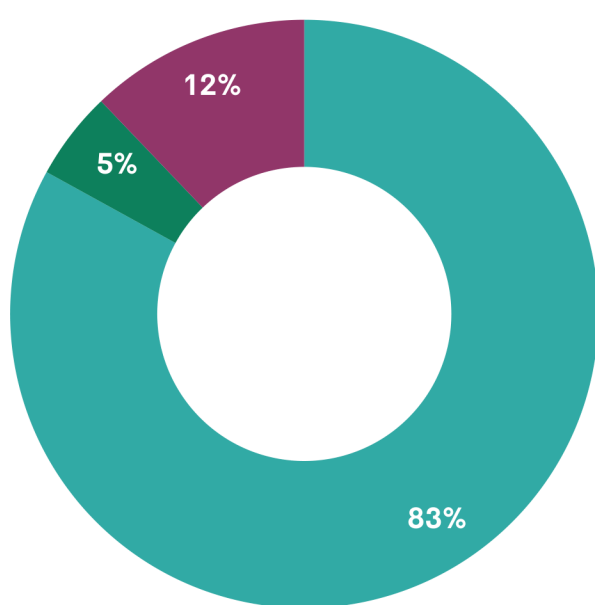
**Point In Time (PIT) Count Trend 2022 - 2024**



**PIT Count Totals**

**419** 2022      **480** 2023      **412** 2024

**2024 PIT Breakdown**



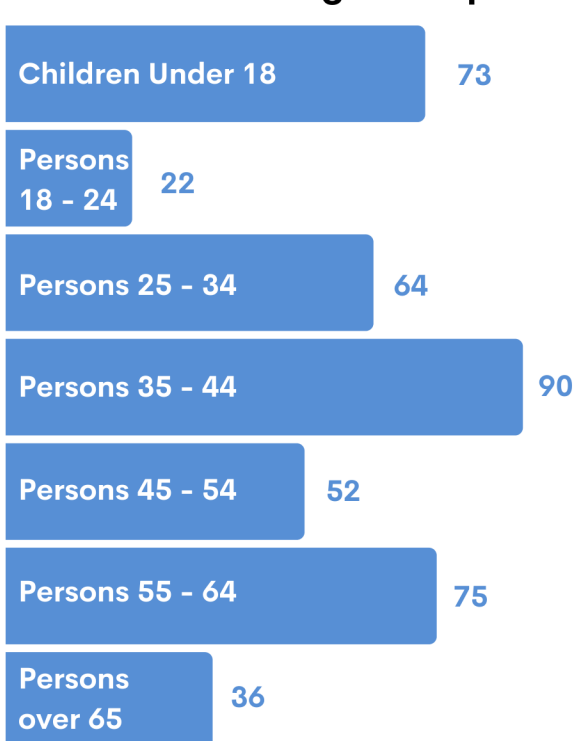
Emergency Shelter **342**  
 Transitional Housing **20**      Unsheltered **50**

**2024 PIT Gender Groups**

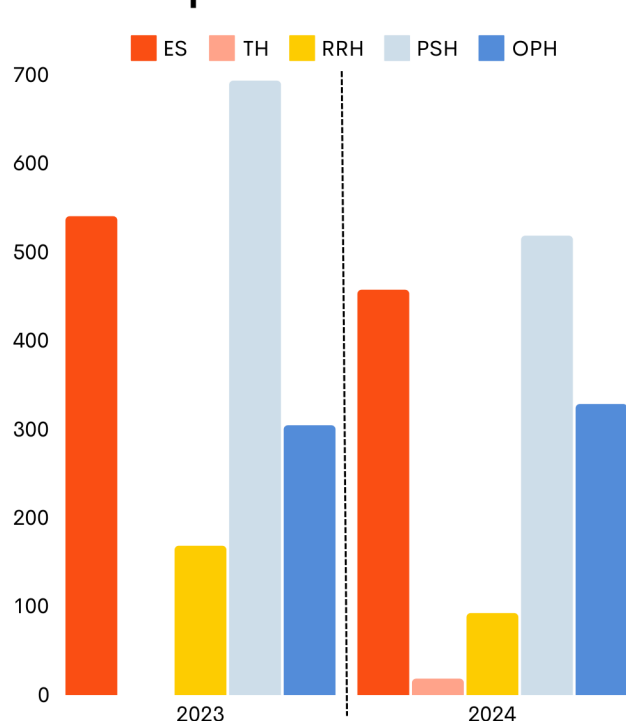


Man (boy if child) **63%**  
 Woman (girl if child) **37%**  
 Different Identity **<1%**

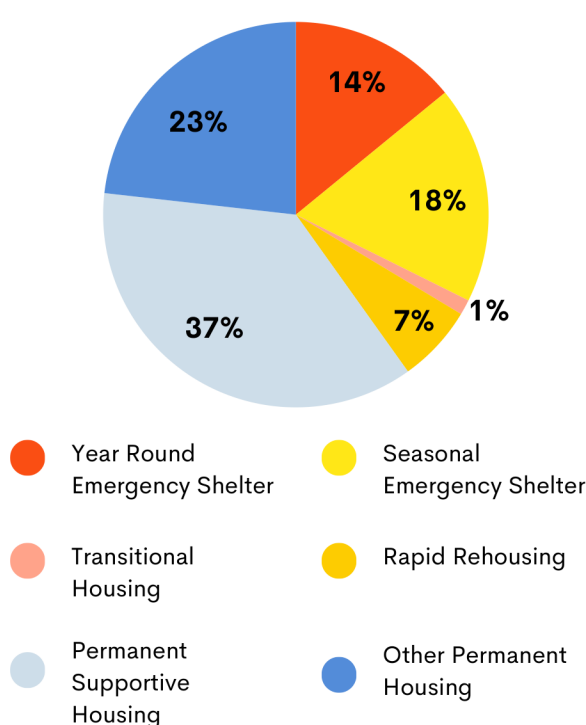
**2024 PIT Age Groups**



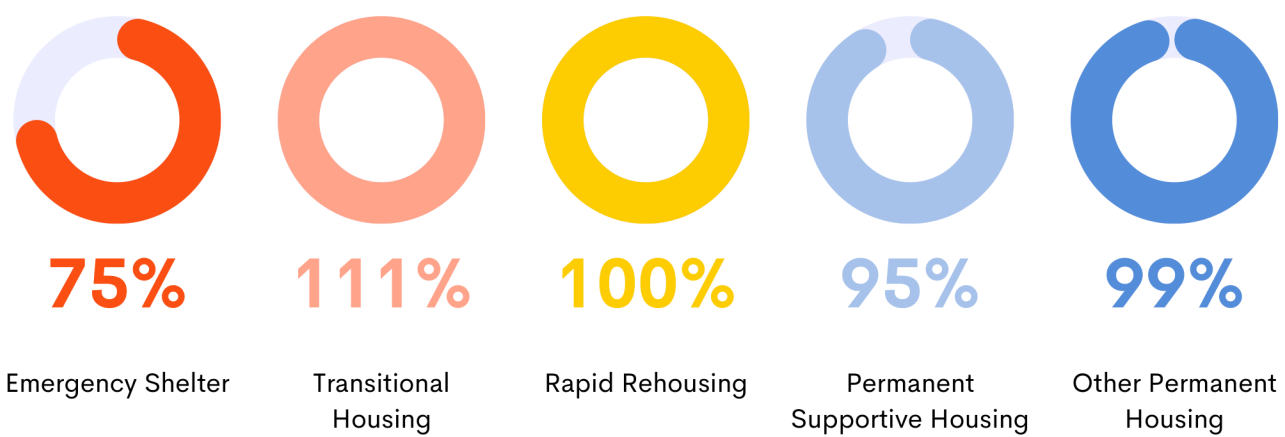
**Housing Inventory Count (HIC) Comparison 2023-2024**



**2024 Housing Inventory Count**



**Housing Inventory Utilization Rates on the Night of the 2024 PIT Count**



**Emergency Shelter** is a temporary solution to provide safe overnight accommodations.  
**Transitional Housing** provides supportive services with temporary accommodation to bridge the household from homelessness to permanent housing.  
**Rapid Rehousing** is a housing program with short-term financial assistance and supportive services.  
**Permanent Supportive Housing** is a housing program with long-term financial assistance and supportive services to assist households with at least one member with a disability.  
**Other Permanent Housing** is a housing program with long-term financial assistance and supportive services.

Prepared by  
**The Planning Council**