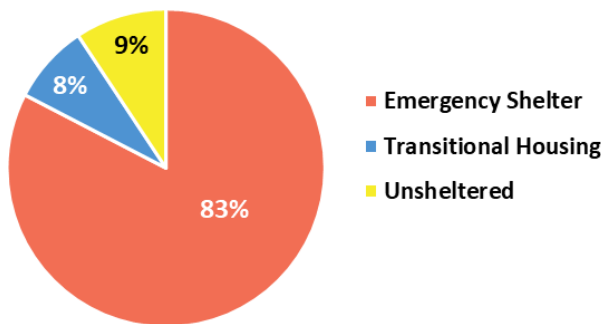


## What is the Point In Time Count?

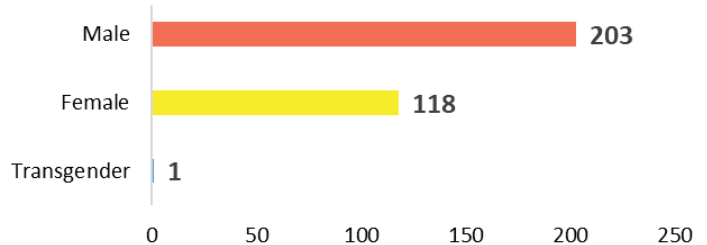
The Greater Virginia Peninsula Homelessness Consortium (GVPHC) conducted a Point in Time Count of sheltered and unsheltered persons experiencing homelessness on January 27-28, 2021. This annual, 24-hour Count provides a “snapshot” of what the level of need is on a certain day. The Count covered the 6 jurisdictions that comprise the GVPHC: Hampton, Newport News, Williamsburg, Poquoson, James City County, and York County. The 2021 Count identified **322** persons experiencing homelessness in the GVPHC region. This is a **24% decrease** from the 2020 Count of 425 persons. This may be attributed to limited capacity at congregate shelters due to the COVID-19 pandemic.

## 2021 highlights are below:

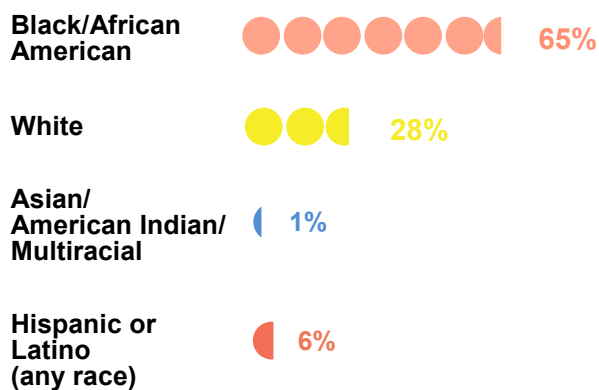
### Where people were sleeping



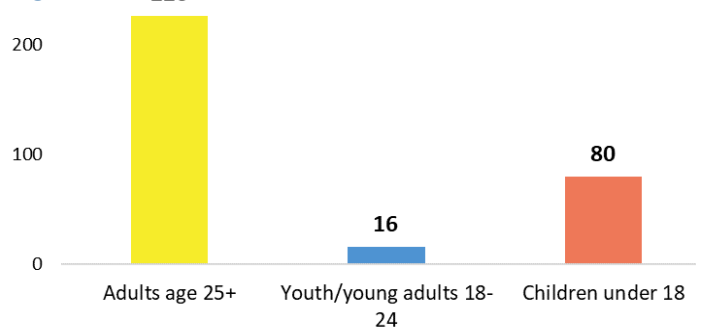
### Gender




### Race & Ethnicity



### Age



### Household Type



### Subpopulations

22 veterans  
(9% of adults)



45 chronically  
homeless individuals  
(14% of total count)



15 domestic violence  
survivors  
(6% of adults)



# GVPHC Data in Detail



POINT IN TIME COUNT	2020 GVPHC	2021 GVPHC	CHANGE: 20-21	2021 HAMPTON	2021 NEWPORT NEWS	2021 Williamsburg	2021 POQUOSON	2021 JAMES CITY COUNTY	2021 YORK COUNTY
Total Number of Homeless Persons Counted	425	322	↓	106	156	12	0	35	13
2020 Total Number of Homeless Persons	425	—	—	112	204	26	0	75	8
Number Sheltered	363	292	↓	96	139	11	0	34	12
Number Unsheltered	62	30	↓	10	17	1	0	1	1
Total Number of Families*	38	35	↓	14	7	4	0	9	1
Total Number of Persons in Families*	129	126	↓	50	35	10	0	28	3
Total Number of Unsheltered Families	1	0	↓	0	0	0	0	0	0
Total Number of Adult Only Households	294	190	↓	51	120	2	0	7	10
Total Number of Persons in Adult Only Households	296	196	↓	56	121	2	0	7	10
Total Number of Unsheltered Persons in Adult Only Households	59	30	↓	10	17	1	0	1	1

\*Number of families and persons in families includes households with at least one adult and one child.

# GVPHC Data in Detail



POINT IN TIME COUNT	2020 GVPHC	2021 GVPHC	CHANGE: 20-21	2021 HAMPTON	2021 NEWPORT NEWS	2021 Williams-burg	2021 POQUOSON	2021 JAMES CITY COUNTY	2021 YORK COUNTY
Total Number of Chronically Homeless Individuals	52	45	↓	21	21	0	0	1	2
Total Number of Chronically Homeless Families	0	1	↑	1	0	0	0	0	0
Total Number of Persons in Chronically Homeless Families	0	4	↑	4	0	0	0	0	0
Total Number of Veterans	45	22	↓	12	8	0	0	1	1
Female Veterans	2	1	↓	1	0	0	0	0	0
Adults fleeing Domestic Violence	34	15	↓	6	1	3	0	5	0
Adults with a Substance Abuse Problem	29	17	↓	11	6	0	0	0	0
Adults with a Mental Illness	70	44	↓	15	23	2	0	3	1
Adults living with HIV/AIDS	3	1	↓	0	1	0	0	0	0
Parenting Youth	2	3	↑	2	0	0	0	1	0
Unaccompanied Youth	20	8	↓	0	7	1	0	0	0

## Point In Time Count Trends: 2012-2021

In 2021, the GVPHC saw the lowest Point in Time Count in 9 years, which included persons sheltered and unsheltered. The decreased number identified may be due to the circumstances created by the COVID-19 pandemic which reduced capacity at several shelters.

The number of **veterans** experiencing homelessness in the GVPHC service area has steadily decreased since 2015.

The number of **chronically homeless** individuals decreased in 2021, while one chronic homeless family was identified.

The good news is that the pandemic has afforded the community to take advantage of longer shelter stays, and provide longer-term case management, as well as increasing healthcare services to clients in shelters.

The number of **domestic violence** survivors identified during the PIT Count has steadily decreased since 2015.

The number of homeless persons reporting a **serious mental illness** has steadily decreased since 2012.

The number of homeless persons reporting a **substance abuse problem** sharply declined in 2015, and has remained fairly level since then.

The number of adults living with **HIV/AIDS** has remained relatively constant, with 1 person counted in 2021.

